


 **BACK FLOW PREVENTER zBAC**



Body material	Nominal pressure	Nominal diameter	Max. temperature
A Grey cast iron	C 16 bar	DN 50-200	80°C
	B 10 bar	DN 200-300	

FEATURES

- allows installation in all positions
- low head losses
- no maintenance
- prevents potentially contaminated fluid polluting in the supply system
- easy to install and to maintain
-

APPLICATION

media



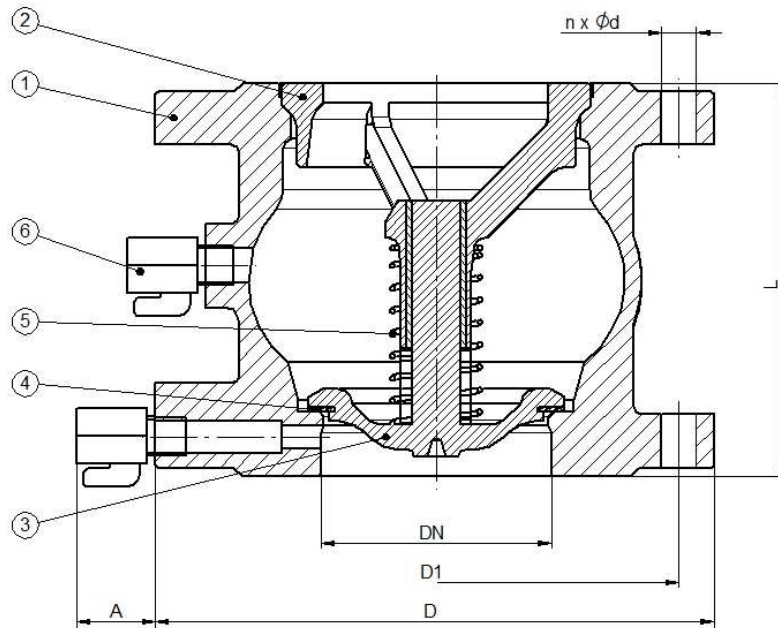
DRINKING
WATER

Data given can be changed without notice.

Edition 01/2018

FIG.408

MATERIALS, DIMENSIONS



	Body material	A
	Type	52
1	Body	EN- GJL- 250 5.1301 (ex. JL 1040)
2	Guide	EN- GJS- 400-15 5.3106 (ex.JS 1030)
3	Closing system	EN- GJS- 400-15 5.3106 (ex. JS 1030)
4	Seal	EPDM
5	Spring	AISI 302
6	Pressure tap	Brass
Max. temperature		80°C

DN	50	65	80	100	125	150	200	250	300	
L (mm)	100	120	140	170	200	230	300	370	410	
D (mm)	165	185	200	220	250	285	340	405	460	
EN1092-2- PN10	D1 (mm)	125	145	160	180	210	240	295	350	400
	n x Ød (mm)	4-19	4-19	8-19	8-19	8-19	8-23	8-23	12-23	12-23
EN1092-2- PN16	D1 (mm)	125	145	160	180	210	240	295	-	-
	n x Ød (mm)	4-19	4-19	8-19	8-19	8-19	8-23	12-23	-	-
A (mm)		40	40	40	40	40	40	40	40	40
K _{vs} (m ³ /h)		99	145	258	360	516	620	985	1620	2365
Weight (kg)		5,7	8,7	10,8	13,5	21	30	49	74	174

Data given can be changed without notice.

Edition 01/2018

ZETKAMA Sp. z o.o.
Ul. 3 Maja 12
PL 57-410 Ścinawka Średnia

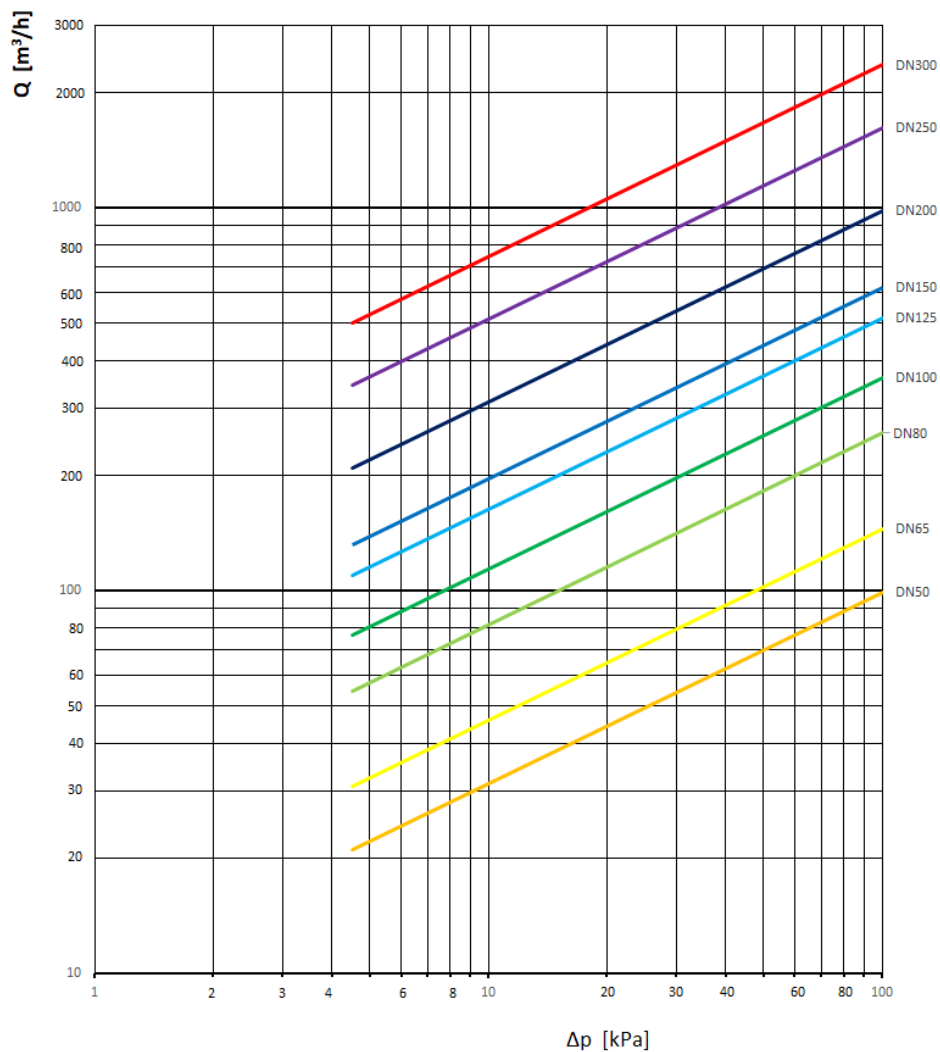
Tel. +48 74 8652 193
Tel. +48 74 8652 111
Fax +48 74 8652 199

E-mail export@zetskama.com.pl
www.zetskama.com

PRESSURE-TEMPERATURE RATINGS

Acc. EN 1092-2	PN		-10°C ÷ 80°C
EN-GJL-250	16	bar	16
	10	bar	10

HYDRAULIC CHARACTERISTICS



Data given can be changed without notice.

Edition 01/2018

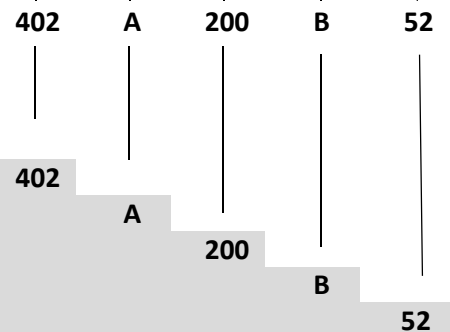
TYPE

Figure	Body material	Nominal diameter	Nominal pressure	Type
408	A Grey cast iron EN-GJL-250	50-300 mm	C 16 bar	closing EPDM / iron; epoxy painted 52
		200-300 mm	B 10 bar	closing EPDM / iron; epoxy painted 52

ORDERING

Figure	Body material	Nominal diameter	Nominal pressure	Type
408	A Grey cast iron EN-GJL-250	50-300 mm	C 16 bar	closing EPDM / cast iron; epoxy painted 52

Order example acc. index



Back flow preventer, ends flanged, form straight
 Grey cast iron EN-GJL-250
 Nominal diameter (mm)
 Nominal pressure PN 10
 Closing EPDM / iron; epoxy painted

Data given can be changed without notice.

Edition 01/2018